

HELP SEEKING AFTER EXPERIENCES OF VIOLENCE AMONG WOMEN LIVING WITH HIV: WHAT ARE WE MISSING?

Led by the BC PRA Research Team

Rebecca Parry, Melanie Lee, Rebecca Gormley, Kath Webster, Valerie Nicholson, Margarite Sanchez, Claudette Cardinal, Christina Tom, Jenny Li, Lu Wang, Rosa Balleny, Alexandra de Pokomandy, Mona Loutfy, Angela Kaida, on behalf of the CHIWOS Research Team.



CAHR 2019, Saskatoon, SK May 10th, 2019



HONOURING

CHIWOS acknowledges that the land on which we gather is Treaty 6 Territory and the homeland of the Métis Nation.



Photo by: Valerie Nicholson

ACKNOWLEDGEMENTS

We would like to thank...

- All the women living with HIV who participate in CHIWOS;
- The national team of Peer Research Associates, Co-investigators and Collaborators;
- The Steering Committee, Community Advisory Boards, and Aboriginal Advisory Board;
- The BC Centre for Excellence in HIV/AIDS for data support and analysis;
- Our affiliated studies: CANOC, REACH, OSC;
- And all our partnering organizations who support study recruitment and operations.
- Our funders: CIHR Institute of Gender and Health, the CIHR Canadian HIV Trials Network (CTN 262), the OHTN, and the Academic Health Science Centres Alternative Funding Plans Innovation Fund;**

Thank you to the following organizations who have partnered with CHIWOS to provide interview space:

B.C.: AIDS Vancouver Island, BC Centre for Excellence in HIV/AIDS, Cool Aid Community Health Centre, Downtown Community Health Clinic, Lookout Housing and Health Society (Positive Haven), Living Positive Resource Centre, Oak Tree Clinic, Positive Living British Columbia, Positive Living Fraser Valley, Positive Women's Network (closed), Positive Living North, and Vancouver Island Persons with AIDS Society.

ON: 2-Spirited People of the 1st Nations; 519 Community Centre; ACCKWA; Africans in Partnership Against AIDS (APAA); AIDS Committee of Durham Region; AIDS Committee of Guelph and Wellington County; AIDS Committee of Simcoe County; AIDS Network Hamilton; Alliance for South Asian AIDS Prevention; Black Coalition for AIDS Prevention; Bruce House; Casey House; Centre Francophone; Elevate NOW; Fife House; Hemophilia Ontario; HIV/AIDS Regional Services (HARS); Maggie's: Toronto Sex Worker's Action Project; Peel HIV Network; Positive Living Niagara; Positive Pregnancy Program (P3); Prisoners with AIDS Support Action Network; Réseau Access Network; Toronto PWA Foundation; Women's Health in Women's Hands; Children's Hospital of Eastern Ontario; Kingston Hotel Dieu Hospital; Health Sciences North, Sudbury Regional Hospital, HAVEN Program; Lakeridge Health; Maple Leaf Medical Clinic; McMaster Family Practice; Ottawa General Hospital; Riverside Family Health Team; SIS Clinic, Hamilton Health Sciences; St. Joseph's Healthcare London; St. Michael's Hospital; Sunnybrook Health Sciences Centre; Toronto East General Hospital; Toronto General Hospital; William Osler Health System; Windsor Regional Hospital, HIV Care Program.

QC: ACCM; L'ARCHE de l'Estrie; ASTT(e)Q; BLITS; BRAS-Outaouais; CACTUS; CASM; Centre des R.O.S.E.E.S; Centre Sida Amitié; Corporation Félix Hubert d'Hérelle; COCQ-SIDA; GAP-VIES; M.A.I.N.S-Bas St-Laurent; Maison Plein Coeur; Maison Dominic; Maison du Parc; Maison Re-Né; MIELS-Québec; Le MIENS Chicoutimi; Portail VIH/sida du Québec; Sidaction Mauricie; SHPÈRE-santé sexuelle globale ; Stella, l'amie de Maimie; UHRESS-Notre-Dame du CHUM, CVIS-MUHC

In memoriam

*In memory of Marisol Desbiens
CHIWOS PRA, friend, and valued colleague*



*We honour and remember the **70 women** living with HIV
who participated in CHIWOS from across Canada who have gone on before us.*





As of March 21st, 2019

CONFLICT OF INTEREST

We have no conflicts of interest to declare.

BACKGROUND



Who is seeking help after experiences of violence as an adult, among women living with HIV in Canada?

OBJECTIVES

Among women living with HIV who experienced violence as an adult:

1. Calculate the **proportion and characteristics** of women living with HIV who report seeking help to cope with experiences of violence as an adult compared to women who did not seek help;
2. Assess sources of support that were accessed, and identify supports that might have been helpful for women in coping with their experiences of violence

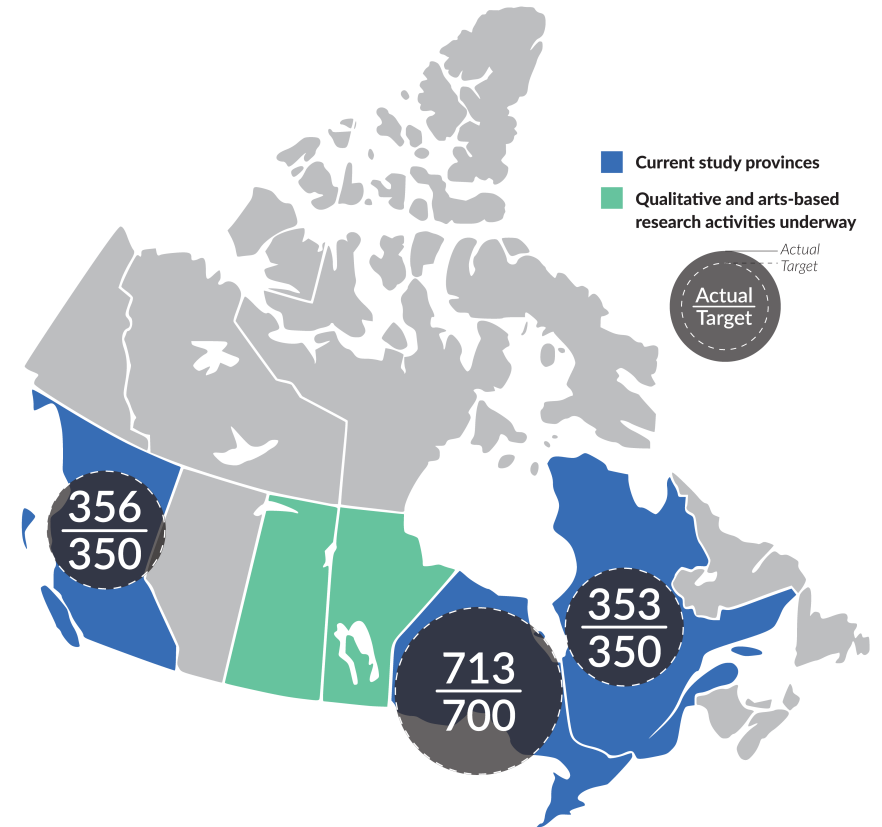
CANADIAN HIV WOMEN'S SEXUAL AND REPRODUCTIVE HEALTH COHORT STUDY

Cross-sectional data from a multi-site, community-based, cohort study

Enrolled 1,422 women (cis and trans inclusive) living with HIV ≥ 16 years

Peer Research Associate (PRA) administered survey

- Wave 1, Baseline survey (2013-2015)
- Wave 2, 18 month follow up (2015-2017)
- Wave 3, 36 month follow up (2017-2018)



METHODS

Inclusion criteria:

- Completed the violence section of the CHIWOS Survey
- As an adult (≥ 16 years) reported experiencing physical, sexual, verbal, and/or controlling violence (Yes vs. No)

METHODS

Primary outcome:

“Did you ever seek help, such as medical treatment, counselling, or social support to cope with the violence?”

Yes (All/Some of the time) vs. **No** (never)

Among Yes: what supports did you seek, and were they helpful?

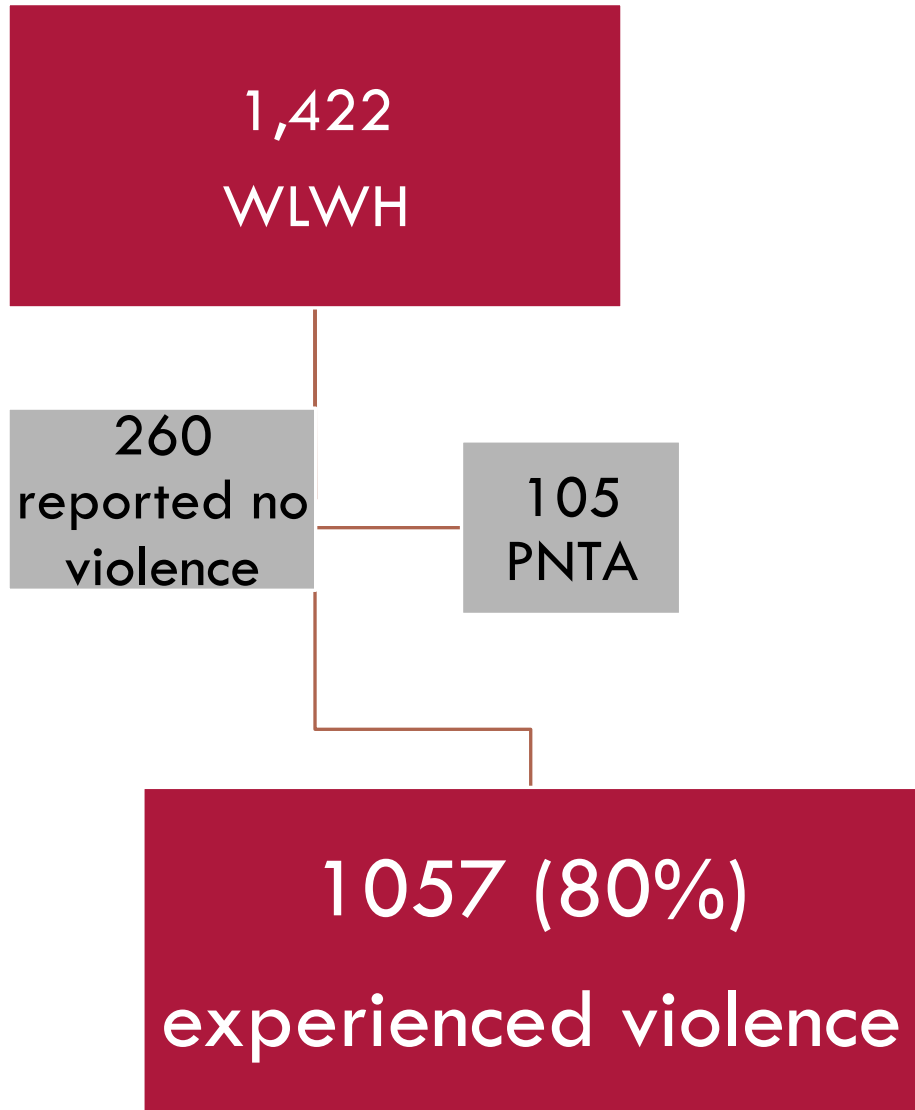
Among Never: what supports, if any, might have been helpful?

Statistical Analysis

Using cross-sectional data from the baseline CHIWOS Survey (2013-2015);

1. Baseline characteristics
2. Bivariable analysis of seeking help vs. never
3. Multivariable explanatory logistic regression, **never** as the reference

RESULTS: Experiences of violence as an adult among WLWH in Canada



Variable	N= 1,057
British Columbia	316 (29.9)
Ontario	472 (44.7)
Quebec	269 (25.4)
Age	43 [IQR: 36-50]
Indigenous	247 (23.4)
African/Caribbean/ Black	273 (25.8)
White	456 (35.4)
Mixed Race / Other	81 (7.7)
≥ High School	875 (82.8)
Income <\$20,000	681 (64.4)
Childhood violence	836 (79.1)
Currently on ARVs	905 (85.6)

RESULTS: 1,057 women who experienced **verbal, physical, controlling, and/or sexual** violence as an adult;

- **447 (42.3%)** sought help all/
some of the time
- **610 (57.7%)** never sought help



RESULTS:

Bivariable associations (row %) of seeking help vs. never (n=1,057)

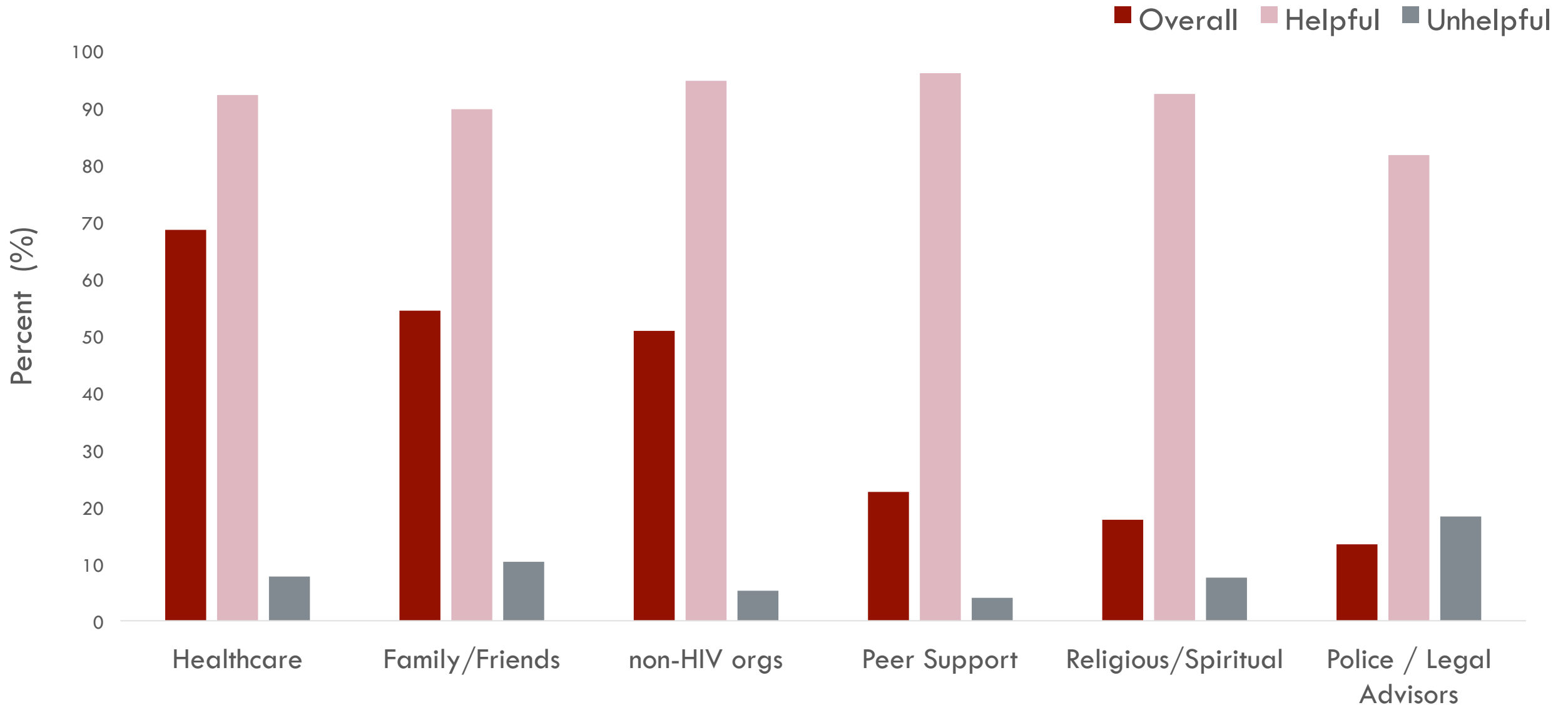
Variable	No (n=610)	Yes (n=447)	P-value
Indigenous	117 (47.4)	130 (52.6)	<0.001
African/Caribbean/Black	185 (67.8)	88 (32.2)	
White	256 (56.1)	200 (43.9)	
Mixed Race / Other	52 (64.2)	29 (35.8)	
Canadian Citizen	482 (55.4)	388 (44.6)	0.003
Landed/Permanent resident	78 (70.3)	33 (29.7)	
Refugee/Other	48 (66.7)	24 (33.3)	
Childhood violence	446 (53.3)	390 (46.7)	<0.001
Injection drug use	173 (44.4)	217 (55.6)	<0.001
<\$20,000 income	376 (55.2)	305 (44.8)	0.038
Heterosexual	535 (58.9)	374 (41.1)	<0.001
LGBTQ	71 (49.7)	72 (50.3)	
Mental health diagnosis	219 (44.4)	274 (55.6)	<0.001

EXPLANATORY LOGISTIC REGRESSION

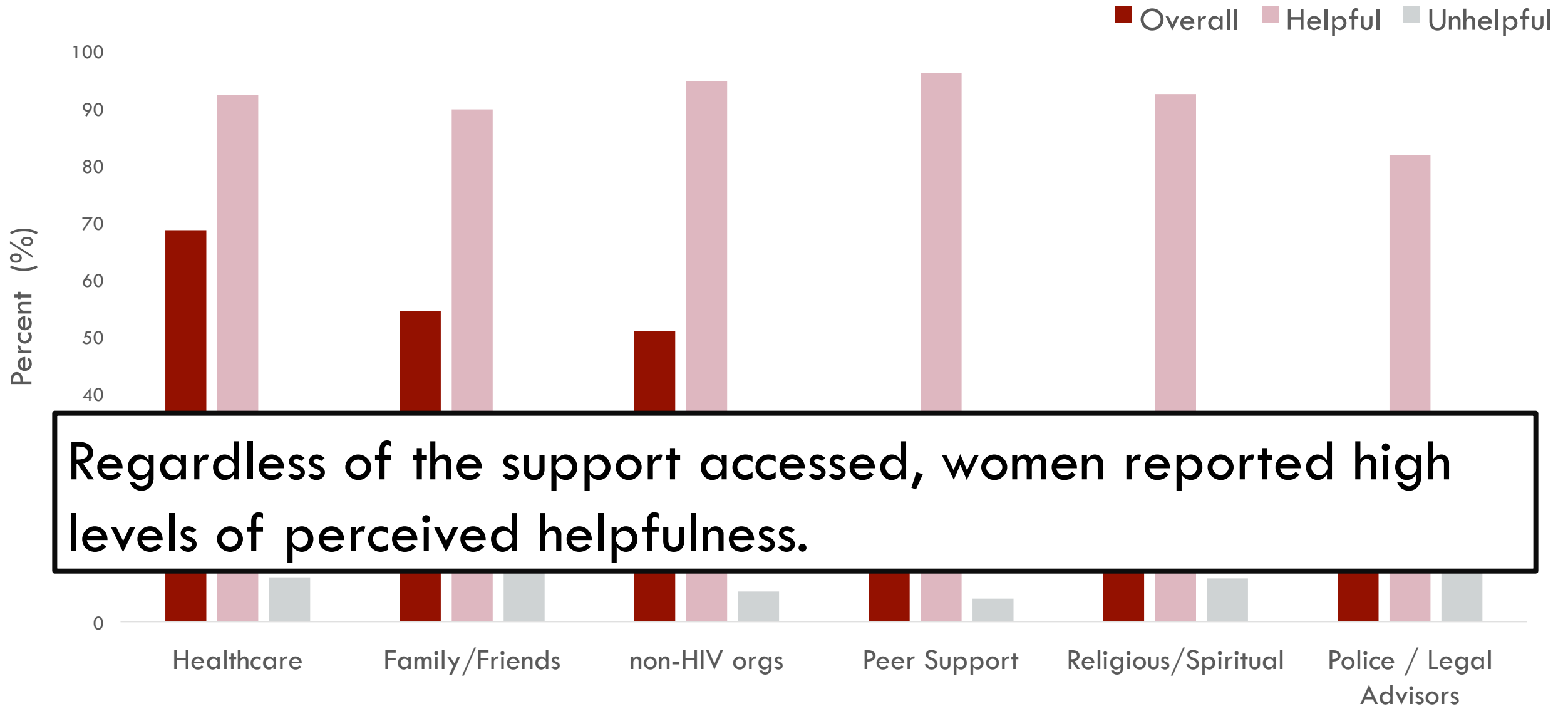
Variable	Seeking help after experiencing violence as an adult Yes vs. No (reference)	
	OR (95% CI)	aOR (95% CI)
Province of interview (BC as reference)		
Ontario	0.44 (0.32, 0.59)	0.59 (0.42, 0.82)
Quebec	0.66 (0.47, 0.93)	1.04 (0.71, 1.53)
Mental health condition	2.97 (2.28, 3.87)	2.54 (1.91, 3.39)
Injection drug use (ever)	2.26 (1.73, 2.95)	1.68 (1.25, 2.28)
Violence as a child	2.39 (1.68, 3.40)	1.81 (1.24, 2.63)
Everyday sexism scale	1.02 (1.01, 1.04)	1.02 (1.01, 1.03)
Resilience scale	0.99 (0.97, 1.01)	1.01 (1.00, 1.03)

* Ethnicity, Legal status in Canada, gender identity, sexual orientation, household income, incarceration, current ARV use, age, racism, HIV stigma were not selected for inclusion in the multivariable model

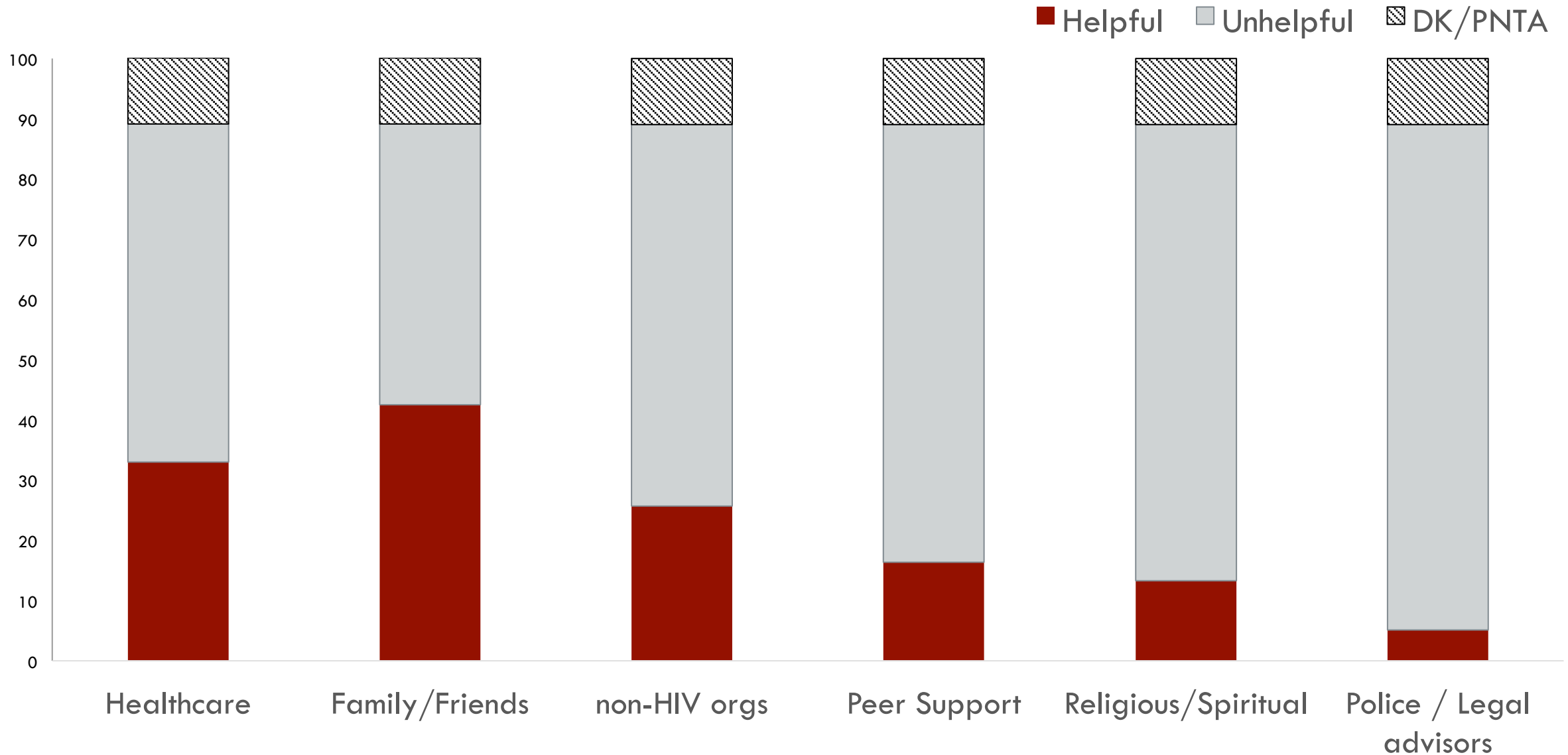
Among women who sought help (n=447), sources of support accessed included;



Among women who sought help (n=447), sources of support accessed included;



Among women who did not seek help (n=610), sources of support that might have been helpful;



LIMITATIONS



Cross-sectional analysis




Why did women did or did not seek help



Self-reported data

DISCUSSION

Despite a high proportion of WLWH reporting experiencing violence, **less than half** report seeking help.




COMMUNITY ACTION

How can existing services open their doors to offer women experiencing violence support?

What about the women in isolation?

Outreach is within reach.

Culture is medicine.



THANK YOU!

For more information about CHIWOS, please contact:

Rebecca Gormley (BC)

604-558-6686 or 1-855-506-8615 (toll-free), rgormley@cfenet.ubc.ca

Jaqueline Anaquod (SK)

(306)331-5822, janaquod@hsnri.ca

Adina Lakser (MB)

(204) 789-3245, Adina.Lakser@umanitoba.ca

Mina Kazemi (ON)

416-351-3800 x 2784, mina.kazemi@wchospital.ca

Karène Proulx-Boucher (QC)

514-934-1934 x 32146, chiwos.quebec@gmail.com



www.chiwos.ca



facebook.com/CHIWOS



twitter.com/CHIWOSresearch



BRITISH COLUMBIA
CENTRE FOR EXCELLENCE
IN HIV/AIDS



Providence
HEALTH CARE
How you want to be treated.



Women's College
RESEARCH INSTITUTE



Centre universitaire de santé McGill
McGill University Health Centre



Ontario HIV
Treatment Network



CBHE



CTM



University of Alberta

CHIWOS

Étude sur la santé sexuelle et reproductive
des femmes vivant avec le VIH au Canada
Canadian HIV Women's Sexual and
Reproductive Health Cohort Study



REFERENCES

1. Logie et al., 2017. *Gender-based violence and trauma among women living with HIV in Canada*. In Canadian Webinar Series, Trauma and Violence Aware Care (September 13th, 2017).
2. Peterson JL. The Challenges of Seeking and Receiving Support for Women Living With HIV. *Health communication*. 2010;25(5):470-9.
3. Derlega VJ, Winstead BA, Oldfield III EC, Barbee AP. Close Relationships and Social Support in Coping with HIV: A Test of Sensitive Interaction Systems Theory. *AIDS and Behavior*. 2002;7(2):119-29.
4. Wielding S, Scott A. What women want: social characteristics, gender-based violence and social support preferences in a cohort of women living with HIV. *International Journal of STD & AIDS*. 2016;28(5):486-90.
5. Postmus JL, Severson M, Berry M, Ah yoo J. Women's Experiences of Violence and Seeking Help. *Violence Against Women*. 15(7):852-68.

RESULTS: 1,057 women who experienced **verbal, physical, controlling, and/or sexual** violence as an adult;

- **447 (42.3%) sought help all/ some of the time**
- **610 (57.7%) never sought help**

Verbal (93%), with 43% seeking help

Physical (78%), with 48% seeking help

Controlling (58%), 49% seeking help

Sexual (56%), with 52% seeking help

